

As Hedegaard foreningen  
Årsregnskab 2018

	Regnskab 2017	Budget 2018	Regnskab 2018
<b>Drifts konto</b>			
<b>Indtægter</b>			
Kontingent	32.950,00	32.700,00	32.450,00
Sct. Hans Salg	1.275,00	800,00	1.100,00
Rykkergebyr	-300,00		150,00
I alt	33.925,00	33.500,00	33.700,00
<b>Udgifter:</b>			
Diverse, bårebuket	375,00	1.000,00	400,00
Hjemmeside, One.com	711,75	800,00	722,05
Omk. copypapir og patroner	440,50	1.000,00	248,00
Bankgebyrer Driftskonto	83,80	200,00	173,40
Bankgebyrer Erhvervskonto	-	0,00	15,00
Område vedligehold	10.988,63	14.000,00	10.347,88
Arbejdsdag	2.398,03	3.000,00	5.635,30
Sct. Hans udgifter	952,90	1.500,00	1.290,55
Generalforsamling	1.838,95	2.500,00	2.043,75
Bestyrelses møder	2.975,00	3.500,00	3.651,00
Forsikring	2.045,19	2.500,00	2.020,08
Inventar			500,00
I alt	22.829,75	30.000,00	27.047,01
<b>Årets resultat</b>	<b>11.095,25</b>	<b>3.500,00</b>	<b>6.652,99</b>
<b>Erhvervskonto</b>			
<b>Indtægter</b>			
	0,00		0,00
<b>Udgifter:</b>			
Edc/Vurd. Rapport	40.000,00		0,00
Codex advokatfirma	77.716,00		0,00
	11.875,00		0,00
Bankgebyr			15,00
I alt	129.591,00		15,00
<b>Årets Resultat</b>	<b>-129591,00</b>		<b>-15,00</b>

Dato:

Sign. Revisor d.

24/9-19

Margrethe Andersen

Margrethe Andersen

Vagn Thomsen

Vagn Thomsen

Dato: 24/9-19

Sign. Kasserer d.

Vibeke Johansen

Vibeke Johansen

**BALANCE 2018****AKTIVER**

Primo 1. januar 2018		Ultimo 31. december 2018	
Kassebeholdning	1.025,00	Kassebeholdning	1.090,00
Indestående Sydbank Drift	26.204,78	Indestående Sydbank Drift	32.207,77
Indestående Sydbank Erhverv	<u>151.952,94</u>	Indestående Sydbank Erhverv	<u>151.937,94</u>
<b>Aktiver i alt :</b>	<b><u>179.182,72</u></b>	<b>Aktiver i alt</b>	<b><u>185.835,71</u></b>

**PASSIVER**

<b>Indestående : 31.12.2018</b>	
Sydbank primo	179.182,72
Årets Resultat drift	<u>6.652,99</u>
<b>Passiver i alt</b>	<b><u>185.835,71</u></b>

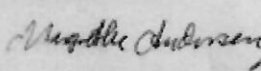

Dato:

Sign. Revisorer d.

24/3-2019

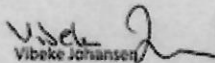
Margrethe Andersen

Vagn Thomsen

Dato 24-3-2019

Sign. Kasserer d.

  
Vibeke Johansen

**As Hedegårdsforeningens Budget 2020****Indtægter**

Kontigenter	32.700,00
Salg Sct. Hans	
I alt	32.700,00

**Udgifter**

Hjemmeside	800,00
Administrationsudgifter	1.000,00
Bankgebyr	300,00
Vedligeholdelse området	14.000,00
Arbejdsdag	10.000,00
Udgifter Sct. Hans	1.500,00
Generalforsamling	2.500,00
Bestyrelsesmøder	3.500,00
Forsikringer	2.500,00
Diverse	1.000,00
I alt	37.100,00
Årets Resultat	-4.400,00

Juelsminde Juni 2019

På bestyrelsens vegne  
Vibeke Johansen  
Kasserer

Administrative and Financial Data

Year	Month	Day	Event	Location	Time	Duration	Participants	Cost	Revenue	Net	Notes
2017	1	1	Administrative Meeting	Room 101	9:00 AM	1.00	10	500.00	0.00	-500.00	
2017	1	15	Administrative Meeting	Room 101	9:00 AM	1.00	10	500.00	0.00	-500.00	
2017	1	30	Administrative Meeting	Room 101	9:00 AM	1.00	10	500.00	0.00	-500.00	
2017	2	1	Administrative Meeting	Room 101	9:00 AM	1.00	10	500.00	0.00	-500.00	
2017	2	15	Administrative Meeting	Room 101	9:00 AM	1.00	10	500.00	0.00	-500.00	
2017	2	30	Administrative Meeting	Room 101	9:00 AM	1.00	10	500.00	0.00	-500.00	
2017	3	1	Administrative Meeting	Room 101	9:00 AM	1.00	10	500.00	0.00	-500.00	
2017	3	15	Administrative Meeting	Room 101	9:00 AM	1.00	10	500.00	0.00	-500.00	
2017	3	30	Administrative Meeting	Room 101	9:00 AM	1.00	10	500.00	0.00	-500.00	
2017	4	1	Administrative Meeting	Room 101	9:00 AM	1.00	10	500.00	0.00	-500.00	
2017	4	15	Administrative Meeting	Room 101	9:00 AM	1.00	10	500.00	0.00	-500.00	
2017	4	30	Administrative Meeting	Room 101	9:00 AM	1.00	10	500.00	0.00	-500.00	
2017	5	1	Administrative Meeting	Room 101	9:00 AM	1.00	10	500.00	0.00	-500.00	
2017	5	15	Administrative Meeting	Room 101	9:00 AM	1.00	10	500.00	0.00	-500.00	
2017	5	30	Administrative Meeting	Room 101	9:00 AM	1.00	10	500.00	0.00	-500.00	
2017	6	1	Administrative Meeting	Room 101	9:00 AM	1.00	10	500.00	0.00	-500.00	
2017	6	15	Administrative Meeting	Room 101	9:00 AM	1.00	10	500.00	0.00	-500.00	
2017	6	30	Administrative Meeting	Room 101	9:00 AM	1.00	10	500.00	0.00	-500.00	
2017	7	1	Administrative Meeting	Room 101	9:00 AM	1.00	10	500.00	0.00	-500.00	
2017	7	15	Administrative Meeting	Room 101	9:00 AM	1.00	10	500.00	0.00	-500.00	
2017	7	30	Administrative Meeting	Room 101	9:00 AM	1.00	10	500.00	0.00	-500.00	
2017	8	1	Administrative Meeting	Room 101	9:00 AM	1.00	10	500.00	0.00	-500.00	
2017	8	15	Administrative Meeting	Room 101	9:00 AM	1.00	10	500.00	0.00	-500.00	
2017	8	30	Administrative Meeting	Room 101	9:00 AM	1.00	10	500.00	0.00	-500.00	
2017	9	1	Administrative Meeting	Room 101	9:00 AM	1.00	10	500.00	0.00	-500.00	
2017	9	15	Administrative Meeting	Room 101	9:00 AM	1.00	10	500.00	0.00	-500.00	
2017	9	30	Administrative Meeting	Room 101	9:00 AM	1.00	10	500.00	0.00	-500.00	
2017	10	1	Administrative Meeting	Room 101	9:00 AM	1.00	10	500.00	0.00	-500.00	
2017	10	15	Administrative Meeting	Room 101	9:00 AM	1.00	10	500.00	0.00	-500.00	
2017	10	30	Administrative Meeting	Room 101	9:00 AM	1.00	10	500.00	0.00	-500.00	
2017	11	1	Administrative Meeting	Room 101	9:00 AM	1.00	10	500.00	0.00	-500.00	
2017	11	15	Administrative Meeting	Room 101	9:00 AM	1.00	10	500.00	0.00	-500.00	
2017	11	30	Administrative Meeting	Room 101	9:00 AM	1.00	10	500.00	0.00	-500.00	
2017	12	1	Administrative Meeting	Room 101	9:00 AM	1.00	10	500.00	0.00	-500.00	
2017	12	15	Administrative Meeting	Room 101	9:00 AM	1.00	10	500.00	0.00	-500.00	
2017	12	30	Administrative Meeting	Room 101	9:00 AM	1.00	10	500.00	0.00	-500.00	

Account Number	Account Name	Account Type	Account Balance	Account Status	Account Date	Account Description	Account Location	Account Contact	Account Notes
1000000000	General Fund	Operating	1,234,567.89	Active	2023-01-01	Operating Fund 1	City Hall	John Doe	
1000000001	Capital Projects	Capital	567,890.12	Active	2023-01-01	Capital Project A	City Hall	John Doe	
1000000002	Debt Service	Debt	345,678.90	Active	2023-01-01	Debt Service Fund	City Hall	John Doe	
1000000003	Grants	Grants	890,123.45	Active	2023-01-01	Grant Fund 1	City Hall	John Doe	
1000000004	Reserves	Reserves	210,987.65	Active	2023-01-01	Reserve Fund 1	City Hall	John Doe	
1000000005	Special Funds	Special	456,789.01	Active	2023-01-01	Special Fund 1	City Hall	John Doe	
1000000006	Interfund	Interfund	123,456.78	Active	2023-01-01	Interfund Fund	City Hall	John Doe	
1000000007	Accounts Payable	Liabilities	987,654.32	Active	2023-01-01	Accounts Payable	City Hall	John Doe	
1000000008	Accounts Receivable	Assets	654,321.09	Active	2023-01-01	Accounts Receivable	City Hall	John Doe	
1000000009	Inventory	Assets	321,098.76	Active	2023-01-01	Inventory Fund	City Hall	John Doe	
1000000010	Fixed Assets	Assets	765,432.10	Active	2023-01-01	Fixed Assets Fund	City Hall	John Doe	
1000000011	Deferred Outlays	Assets	432,109.87	Active	2023-01-01	Deferred Outlays Fund	City Hall	John Doe	
1000000012	Accumulated Depreciation	Assets	210,987.65	Active	2023-01-01	Accumulated Depreciation	City Hall	John Doe	
1000000013	Unexpended Balances	Assets	543,210.98	Active	2023-01-01	Unexpended Balances	City Hall	John Doe	
1000000014	Unassigned	Assets	109,876.54	Active	2023-01-01	Unassigned Fund	City Hall	John Doe	
1000000015	Unavailable	Assets	876,543.21	Active	2023-01-01	Unavailable Fund	City Hall	John Doe	
1000000016	Unsettled	Assets	654,321.09	Active	2023-01-01	Unsettled Fund	City Hall	John Doe	
1000000017	Unliquidated	Assets	432,109.87	Active	2023-01-01	Unliquidated Fund	City Hall	John Doe	
1000000018	Unallocated	Assets	210,987.65	Active	2023-01-01	Unallocated Fund	City Hall	John Doe	
1000000019	Uncommitted	Assets	543,210.98	Active	2023-01-01	Uncommitted Fund	City Hall	John Doe	
1000000020	Unobligated	Assets	321,098.76	Active	2023-01-01	Unobligated Fund	City Hall	John Doe	
1000000021	Unexpended	Assets	765,432.10	Active	2023-01-01	Unexpended Fund	City Hall	John Doe	
1000000022	Unavailable	Assets	432,109.87	Active	2023-01-01	Unavailable Fund	City Hall	John Doe	
1000000023	Unsettled	Assets	210,987.65	Active	2023-01-01	Unsettled Fund	City Hall	John Doe	
1000000024	Unliquidated	Assets	543,210.98	Active	2023-01-01	Unliquidated Fund	City Hall	John Doe	
1000000025	Unallocated	Assets	321,098.76	Active	2023-01-01	Unallocated Fund	City Hall	John Doe	
1000000026	Uncommitted	Assets	765,432.10	Active	2023-01-01	Uncommitted Fund	City Hall	John Doe	
1000000027	Unobligated	Assets	432,109.87	Active	2023-01-01	Unobligated Fund	City Hall	John Doe	
1000000028	Unexpended	Assets	210,987.65	Active	2023-01-01	Unexpended Fund	City Hall	John Doe	
1000000029	Unavailable	Assets	543,210.98	Active	2023-01-01	Unavailable Fund	City Hall	John Doe	
1000000030	Unsettled	Assets	321,098.76	Active	2023-01-01	Unsettled Fund	City Hall	John Doe	

As Hedegaard foreningen  
Årsregnskab 2017

overfører 30.000

	Regnskab 2017	Budget 2018	Regnskab 2018
<b>Drifts konto</b>			
<b>Indtægter</b>			
Kontingent	32.950,00	32.700,00	32.450,00
Sct. Hans Salg	1.275,00	800,00	1.100,00
Rykkergebyr	-300,00		150,00
I alt	<u>33.925,00</u>	<u>33.500,00</u>	<u>33.700,00</u>
<b>Udgifter:</b>			
Diverse, bærebuget	375,00	1.000,00	400,00
Hjemmeside, One.com	711,75	800,00	722,05
Omk. copipapir og patroner	440,50	1.000,00	248,00
Bankgebyrer Driftskonto	83,80	200,00	173,40
Bankgebyrer Erhvervskonto	-	0,00	15,00
Område vedligehold	10.988,63	14.000,00	10.347,88
Arbejdsdag	2.398,03	3.000,00	5.635,30
Sct Hans udgifter	952,90	1.500,00	1.290,55
Generalforsamling	1.858,95	2.500,00	2.043,75
Bestyrelses møder	2.975,00	3.500,00	3.651,00
Forsikring	2.045,19	2.500,00	2.020,08
Inventar			500,00
I alt	<u>22.829,75</u>	<u>30.000,00</u>	<u>27.047,01</u>
<b>Årets resultat</b>	<b><u>11.095,25</u></b>	<b><u>3.500,00</u></b>	<b><u>6.652,99</u></b>

<b>Erhvervskonto</b>			
<b>Indtægter</b>			
	0,00		0,00
<b>Udgifter:</b>			
Edc/Vurd. Rapport	40.000,00		0,00
Codex advokatfirma	77.716,00		0,00
	11.875,00		0,00
Bankgebyr			15,00
I alt	<u>129.591,00</u>		<u>15,00</u>
<b>Årets Resultat</b>	<b><u>-129591,00</u></b>		<b><u>-15,00</u></b>

Dato :

Sign. Revisorer d.

Margrethe Andersen

Vagn Thomsen

Dato :

Sign. Kasserer d.

Vibeke Johansen

**BALANCE 2017****AKTIVER****Primo 1. januar 2018**

Kassebeholdning	1.025,00
Indestående Sydbank Drift	26.204,78
Indestående Sydbank Erhverv	<u>151.952,94</u>
<b>Aktiver i alt :</b>	<b><u>179.182,72</u></b>

**Ultimo 31. december 2018**

Kassebeholdning	1.690,00
Indestående Sydbank Drift	32.207,77
Indestående Sydbank Erhverv	<u>151.937,94</u>
<b>Aktiver i alt</b>	<b><u>185.835,71</u></b>

**PASSIVER****Indestående : 31.12.2018**

Sydbank primo	179.182,72
Årets Resultat drift	<u>6.652,99</u>
<b>Passiver i alt</b>	<b><u>185.835,71</u></b>

Dato:

Sign. Revisorer d.

Margrethe Andersen

Vagn Thomsen

Dato

Sign. Kasserer d.

Vibeke Johansen